


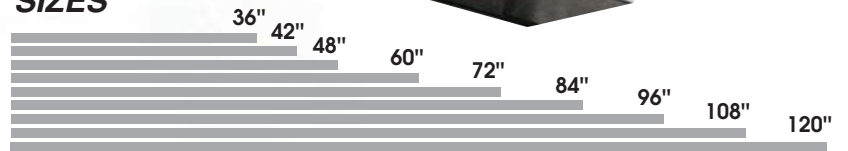
# SAVE-T® INSECT BACK DOOR SERIES – S-IBD



For insect control up to 10' high



## SIZES



## APPLICATIONS

- Insect and Wind Control
- Restaurant and Food Service Back Doors
- Hotel, Resort, and Casino Back Doors
- Auto Body and Open Bays
- Paint Booths

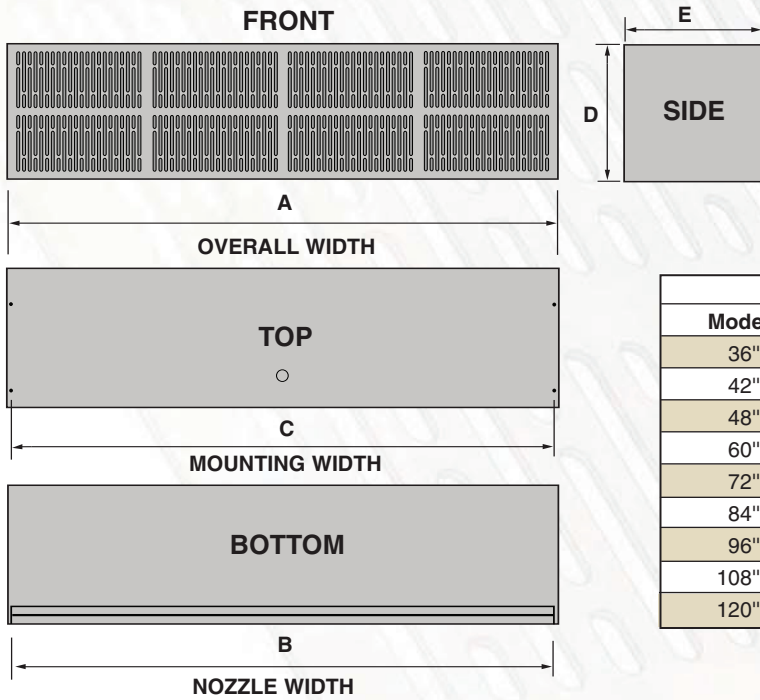
## FEATURES

- 3/4 horsepower motors
- Aluminized steel, one-piece construction
- Optional filters for improved air quality
- Unmatched air flow uniformity
- Exceptionally low noise levels (63 dBA low speed)
- Electric, hot water, steam heat, or indirect gas heat optional
- Single-phase or three-phase power
- Two-year parts warranty for unheated units (18 months for heated units)



| INSECT BACK DOOR SERIES – S-IBD |            |            |            |
|---------------------------------|------------|------------|------------|
| MODEL                           | S-IBD-36-1 | S-IBD-42-1 | S-IBD-48-1 |
| Nozzle Width (in.)              | 36         | 42         | 48         |
| Number of Motors                | 1          | 1          | 1          |
| Horse Power per Motor           | 3/4        | 3/4        | 3/4        |
| Max. FPM at Nozzle              | 4345       | 4345       | 4345       |
| Max. CFM at Nozzle              | 2985       | 3485       | 3980       |
| Avg. FPM at Nozzle.             | 3805       | 3265       | 2855       |
| CFM at Nozzle                   | 2615       | 2610       | 2635       |
| Outlet Vel. Uniformity (%)      | 95%        | 93%        | 92%        |
| Shipping Wt. Unheated (lbs.)    | 95         | 100        | 110        |

• Consult factory for electric heat



| S-IBD DIMENSIONS CHART |      |      |           |     |         |
|------------------------|------|------|-----------|-----|---------|
| Model                  | A    | B    | C         | D   | E       |
| 36"                    | 37"  | 36"  | 36.0625"  | 15" | 15.375" |
| 42"                    | 43"  | 42"  | 42.0625"  | 15" | 15.375" |
| 48"                    | 49"  | 48"  | 48.0625"  | 15" | 15.375" |
| 60"                    | 61"  | 60"  | 60.0625"  | 15" | 15.375" |
| 72"                    | 73"  | 72"  | 72.0625"  | 15" | 15.375" |
| 84"                    | 85"  | 84"  | 84.0625"  | 15" | 15.375" |
| 96"                    | 97"  | 96"  | 96.0625"  | 15" | 15.375" |
| 108"                   | 109" | 108" | 108.0625" | 15" | 15.375" |
| 120"                   | 119" | 118" | 120.0625" | 15" | 15.375" |

| Standard Motor Voltages | Amps per Motor |
|-------------------------|----------------|
| 110, 1Ø, 60 hz          | 8.0            |
| 208, 1Ø, 60 hz          | 3.6            |
| 230, 1Ø, 60 hz          | 3.6            |
| 460, 1Ø, 60 hz          | 2.0            |
| 575, 1Ø, 60 hz          | 1.5            |



## BENEFITS

- Immediate energy savings – payback period as little as two years
- Prevents infiltration of cold or warm air, increasing employee and customer comfort
- Stops outside drafts, flying insects, and airborne pollutants
- Increase visibility – no physical barrier in the opening

| S-IBD-60-2 | S-IBD-72-2 | S-IBD-84-2 | S-IBD-96-2 | S-IBD-108-3 | S-IBD-120-3 |
|------------|------------|------------|------------|-------------|-------------|
| 60         | 72         | 84         | 96         | 108         | 118         |
| 2          | 2          | 2          | 2          | 3           | 3           |
| 3/4        | 3/4        | 3/4        | 3/4        | 3/4         | 3/4         |
| 4345       | 4345       | 4345       | 4345       | 4345        | 4345        |
| 5200       | 5975       | 6965       | 7965       | 8965        | 9960        |
| 3415       | 3800       | 3265       | 2855       | 3815        | 3270        |
| 3925       | 5235       | 5215       | 5235       | 7850        | 7845        |
| 95%        | 95%        | 93%        | 92%        | 95%         | 94%         |
| 155        | 175        | 195        | 210        | 260         | 285         |