











Basic Components

- 
SSC-16
- DOUBLE TRACK SPLICE

[Redacted]
- SECTIONAL HINGED TROLLEY WITH NYLON

HT-16
- END STOP

ES-16
- 
PR-10
- 
HT-16-SW
STRAIGHT
- RT-16-6
RT-16-8
RT-16-10
- STEEL BALL BEARING ROLLER WITH HOOK

SR-16-1
- TWO WHEEL ROLLER WITH

P-SW-16
- NYLON ROLLER WITH 1/2", 1" or 2" HOOK

NR-16-1/2 (1) (2)
- FOUR WHEEL, STEEL BALL BEARING ROLLER WITH

HDSR-16-1

Wall Mounted

- WALL MOUNT TRACK SPLICE CONNECTOR

WMTSC-U-16
- WALL MOUNT TRACK SPLICE CONNECTOR - DOWN -

WMTSC-D-16
- 
WMTC-U-16
- WALL MOUNT TRACK CONNECTOR - DOWN -

WMTSC-D-16
- DOUBLE WALL MOUNT TRACK SPLICE CONNECTOR

DWMTC-U-16
- DOUBLE WALL MOUNT TRACK SPLICE CONNECTOR - DOWN -

DWMTC-D-16
- WALL MOUNT END STOP - UP -

WMES-U-16
- WALL MOUNT END STOP - DOWN -

WMES-D-16

Chain Mounted

- CHAIN SUPPORT SPLICE CONNECTOR

CHSSC-16
- DOUBLE CHAIN SUPPORT SPLICE

DCHSSC-16
- 
CHSC-16
- HEAVY DUTY #2 SUSPENSION CHAIN

SC-2
- CHAIN SUPPORT CORNER CONNECTOR 90°









CHSCC-16
- CHAIN SUPPORT THREE WAY CONNECTOR

CHSTWC-16
- CHAIN SUPPORT CURVED TRACK


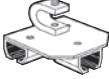




CHSCT-16
- HEAVY DUTY 3/16" "S" HOOK

SH-3-16

Ceiling Mounted

- CEILING SUPPORT/ SPLICE CONNECTOR

[Redacted]
- CEILING SUPPORT

CSC-16
- CEILING CORNER

CCC-16
- 
CTC-16
- 90° CURVED TRACK WITH CEILING CONNECTORS

CTCC-16
- 
DCSSC-16
- CURVED TRACK 90°

CC-90-16
- UNIVERSAL MOUNTING BRACKET

UCMB-16

Beam Mounted

- BEAM FLANGE CORNER CONNECTOR

BFCC-16
- BEAM FLANGE THREE WAY CONNECTOR

BFTWC-16
- BEAM FLANGE CLAMP

[Redacted]
- 
BFTSC-16
- DOUBLE BEAM FLANGE TRACK SPLICE CONNECTOR

DBFTSC-16
- BEAM FLANGE TRACK CONNECTOR

BFTC-16

Threaded Rod

- DOUBLE THREADED ROD SPLICE

DTRSC-16
- THREADED ROD CORNER CONNECTOR


TRCC-16
- THREADED ROD TRACK CONNECTOR

TRTC-16
- THREADED ROD TRACK SPLICE CONNECTOR

TRTSC-16
- THREADED ROD THREE WAY CONNECTOR


TRTWC-16

UNIVERSAL MOUNTING BRACKET



UCMB-16

CEILING SUPPORT



[Redacted]

Universal mounting bracket must be combined with CSC-16