

FlexBarrier

A DIVISION OF TMI, LLC

FlexTherm – Insulated Curtain Walls

Applications: Freezer to Freezer, Cooler to Cooler, Cooler to Ambient, A/C to Ambient

Models:

FlexTherm I

- Provides up to 27°F (15° C) of temperature separation (R-Value = 7.0)
- Shell is white 18 oz. reinforced vinyl fabric
- Insulation is (2) layers of 3/16" bubble with foil laminated on both sides and (1) layer of 3/16" bubble with foil laminate on one side.

FlexTherm II

- Provides up to 17°F (8° C) of temperature separation (R-Value = 3.0)
- Shell is white 18 oz. reinforced vinyl fabric
- Insulation is (2) layers of 3/16" bubble with foil laminated on both sides.

Construction:

- Panels are 6' wide each and connected continuous from wall to wall and roof deck to slab
- Bottom includes adjustable floor sweep with hook and loop attachment
- Full height vertical hook and loop closure for panel-to-panel connection . Grommets across top at 12" centers for support
- Grommets on edge of end panels at 24" centers for wall connection
- Components are folded over at edge to seal from moisture and sewn with moisture and UV resistant thread. Double needle stitching is back-tacked at bottom and sides of each panel to prevent unraveling
- Panels can be trimmed in field to create openings and to fit around obstacles and penetrations. Patch kit provided to seal openings

Weight:

- FlexTherm I = .45 lbs sq.ft.
- FlexTherm II = .40 lbs sq.ft.

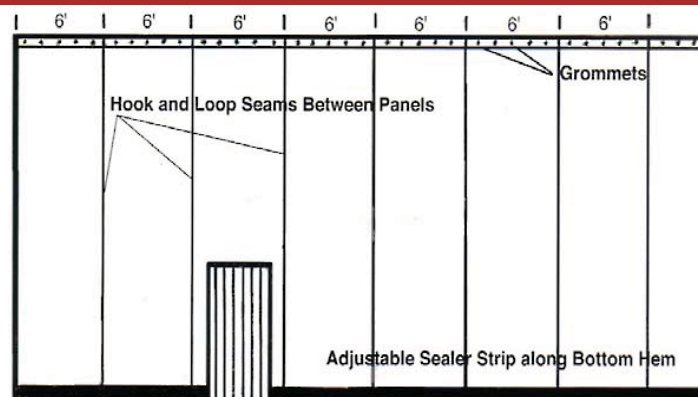
Options:

- Free standing door frames (for openings in curtain)
- Strip Doors, Swinging Doors, Air Curtains and Roll-Up Vinyl Doors
- Sliding track hardware systems
- Replacement bottom sweep
- Patch Kit



Why Use an Insulated Curtain Wall?

- Create moveable and changeable temperature zones
- Reduce energy consumption
- Low cost installation and maintenance
- Easy to install from roof deck or under joist
- Manage environments in conditioned areas
- Enhance floor plan flexibility



Installation Tips To Keep In Mind: Weight added to structure. Installing parallel or perpendicular to the roof steel and available fastening points. Conflicts with light fixtures, sprinkler systems, air flow and emergency egress. Blocking security cameras and paging systems or alarms. Coordination with racks and aisles. Refrigeration system ability to change conditions.

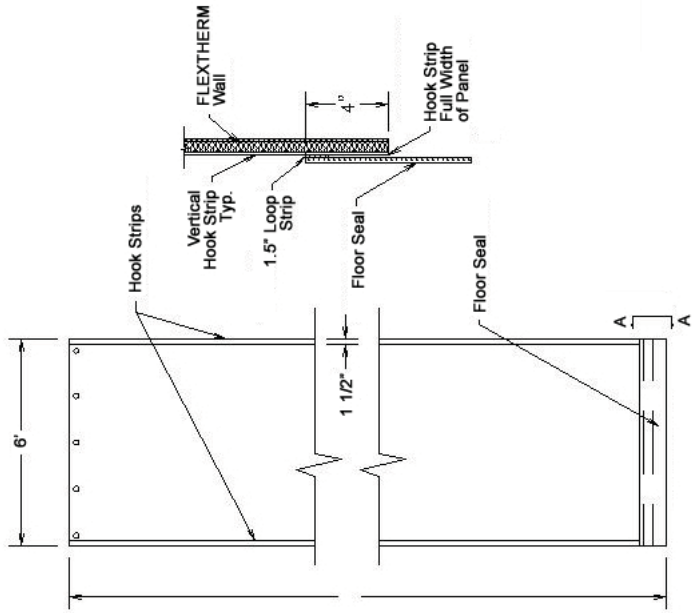
** It is the responsibility of the end user to comply with building codes. Consult with insurer and/or local officials*

FlexBarrier Products, a division of TMI, LLC
5350 Campbells Run Road, Pittsburgh, PA 15205
Ph: 800. 833.5005 • Fax: 412. 787.3665
info@tmi-pvc.com • www.flexbarrier.com




5350 Campbells Run Road • Pittsburgh, PA 15205-9738
 1-800-833-5005 • www.flexbarrier.com
 E-mail: jasons@curtronproducts.com

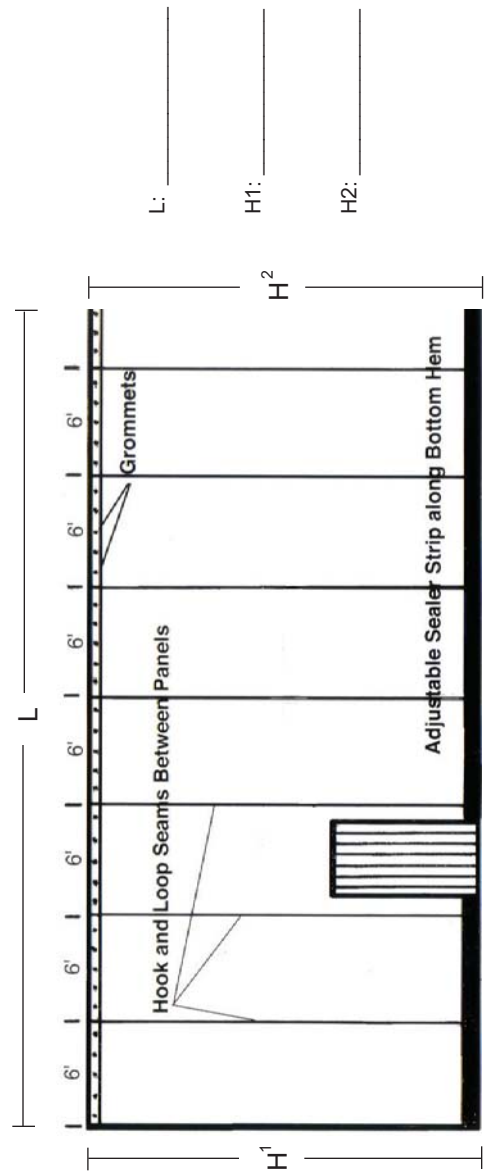
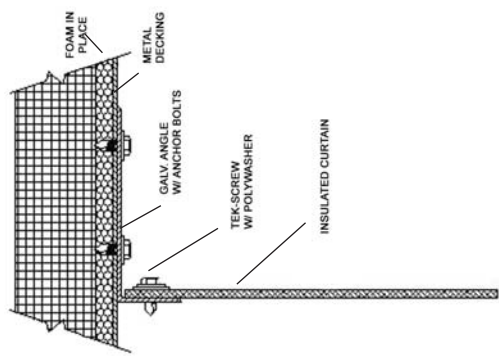
Front View



Top View



Side View



Curtain Size: _____ " Wide x _____ " High

Curtain Type

FlexTherm I (up to 27° F degree temperature separation)

FlexTherm II (up to 17° F degree temperature separation)

Options (Openings Cut In Field by Installer - Patch Kit Included)

Free Standing Door Frame (Up to 14' x 16')

Quantity: _____ "Wide x _____ " High

Size: _____ "Wide x _____ " High

Save-T Strip Door

Quantity: _____ "Wide x _____ " High

Size: _____ "Wide x _____ " High

Swinging Door (See appropriate approval drawing)

Mega-Pro Flexible Impact Door (up to 10' W x 10' H)

Polar-Pro Flexible Personnel Door (up to 5' W x 8' H)

Service-Pro Insulated Swing Door (up to 8' W x 8' H)

Screen-Pro Vinyl Roll-Up Door (up to 14' W x 14' H)

Air-Door (Non-Freezer Applications Only)

Air-Pro (Opening widths from 36" to 72")

Industrial Air Doors (Opening width up to 168")

Sliding Track Hardware

Quantity: _____ "

Length: _____ "

Replacement Bottom Sweep

Extra Patch Kit

Other: _____

FLEXBARRIER - FLEXTHERM WALL

JOB NAME/LOCATION _____

CUSTOMER/LOCATION _____

CUST. ORDER NO. _____

CUST. PO ORDER NO. _____

Charges will be assumed by buyer for changes or cancellations to work in process. Buyer hereby accepts responsibility for all sizes and dimensions. This order will not be processed until all forms are signed and returned.

Specification Accepted by: _____ Date: _____